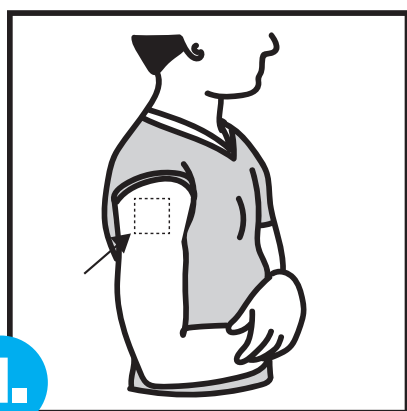


How to Apply Topical Anesthetics

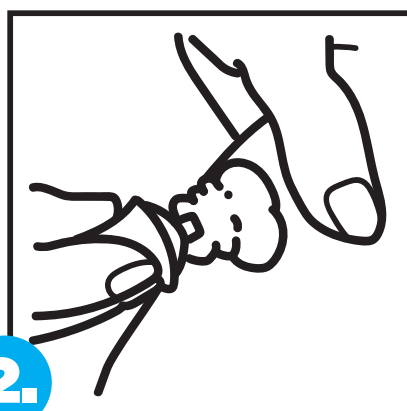
Information for Staff

Maxilene™ is a topical anesthetic cream that reduces the pain from vaccination. Apply Maxilene™ 20 to 60 minutes before vaccine injection. Read this factsheet for information about how to apply it.




Ask the patient which arm they prefer to have the vaccine injection. Avoid the dominant arm if there is no preference.

Make sure the area of the skin is clean and dry. Do not use an area of skin that is scratched or cut.



Apply some topical anesthetic cream to the skin. Make a mound on the skin about the size of a nickel or quarter.

Do not touch the cream.



Apply plastic wrap around the arm to occlude the cream. Secure the edge with surgical tape. Do not apply tape to skin.

Mark the time of application. Take care that the cream is not removed during the wait time (20 to 60 minutes).

Unwrap and remove the plastic wrap, wipe the skin with a tissue and perform the injection.

Other Instructions

- Maxilene™ is available in a 30-gram tube. It can be used for multiple injections.
- Store in a secure area with other medications.
- Transient changes in skin color (redness, blanching) can occur.
- There is a risk of allergic reaction in individuals who have an allergy to amide local anesthetics, such as lidocaine.